

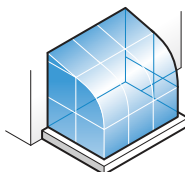
# POLYCARBONATE GLAZING PANELS & PROFILES

Think Plastics™

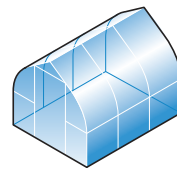
Cover your project with our  
lightweight, light transmitting,  
cost effective panels in 5 easy steps

## ① DESIGN YOUR PROJECT

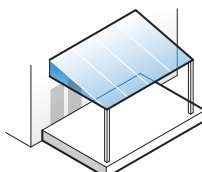
Feel free to contact us for assistance  
on your design.



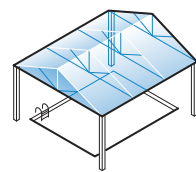
Solarium • Veranda • Atrium



Personal Greenhouse



Pergola • Lean-To



Patio Cover • Pool • BBQ

## ② CHOOSE YOUR THICKNESS

### 10mm



Rigid and thermally insulated. Very good for medium sized do-it-yourself projects and light commercial applications.

### 16mm

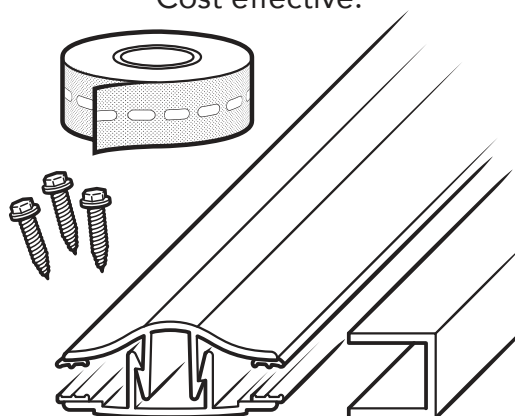


Very rigid sheet, triple-wall construction offering increased thermal insulation for enclosed projects. This thickness is also suitable for commercial projects.

## ③ CHOOSE YOUR SYSTEM

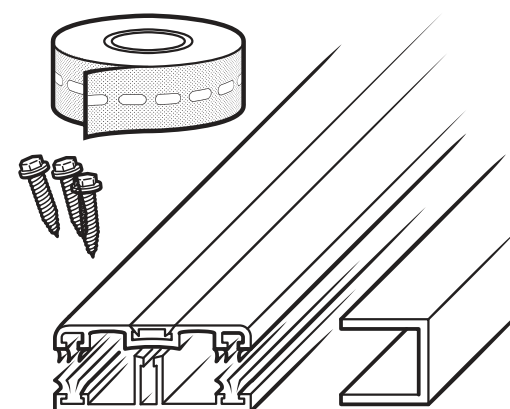
### POLYCARBONATE GASKETED PROFILE

Great for DIY projects. Easy to install.  
Cost effective.



### ALUMINUM GASKETED PROFILE

Commercial-grade system. Easy to install.



## 4 CHOOSE YOUR COLOR



**CLEAR**


Lets in 80% of the light. Great for growing plants or for applications where you want near full sunlight to come through.

**ICE**

Translucent white panel offering a glow type shading. Cuts down the amount of heat you feel under your structure.

**BRONZE**

Translucent bronze panels offers increased shading. Only 42% of the light comes through the sheet. Looks great with wood projects.



Let the **LIGHT IN** and keep the **WEATHER OUT** with our Polycarbonate Plastic Glazing System.

- Virtually Unbreakable
- UV Stabilized
- Thermal Insulated
- Various Thicknesses & Colors
- Ease of Installation
- Cost Effective
- 10 Year Warranty

## 5 TELL US YOUR AREA

**WIDTH:** \_\_\_\_\_ **feet**

**LENGTH:** \_\_\_\_\_ **feet**

